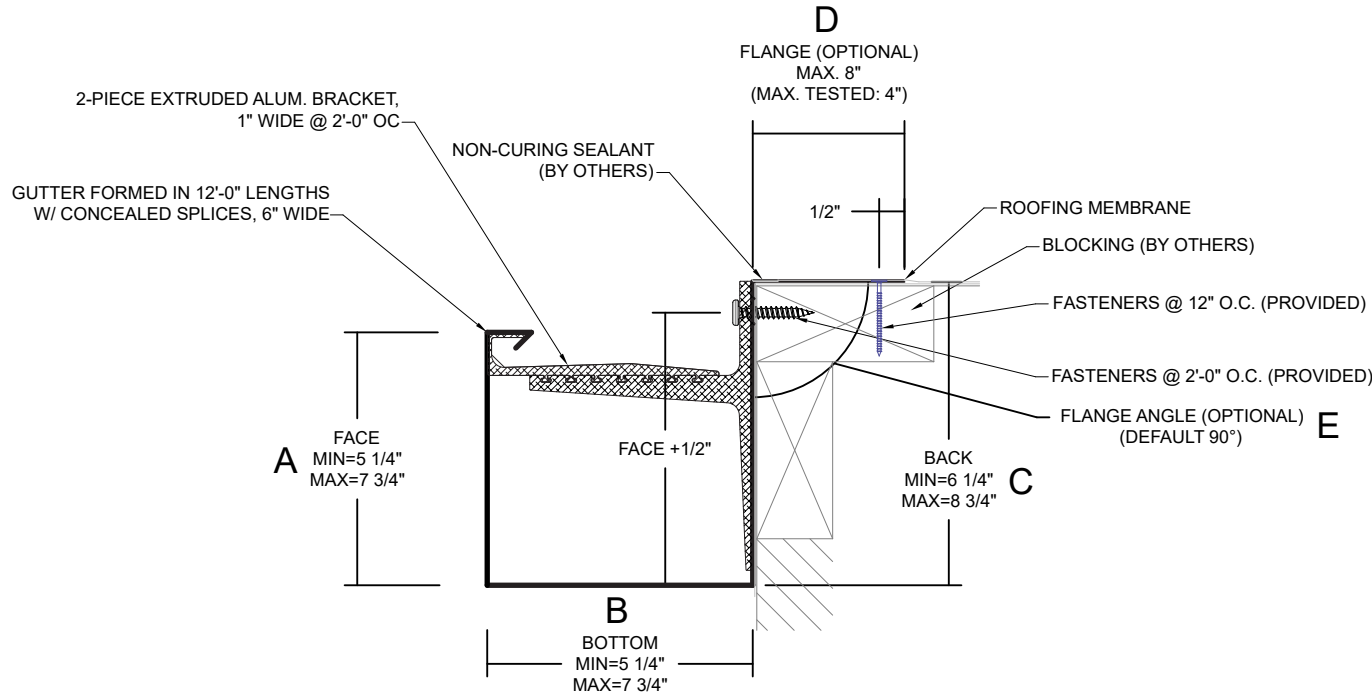




# SECUREDGE WR GUTTER BOX

## NOTES

- Bottom sizes are provided in 1/2" increments
- Maximum downspout dimension not to exceed "B" minus 9/16"
- Roof flange is optional. If flange size is not provided, the gutter will not include a roof flange. If flange angle is not provided, the gutter will have a 90-degree flange.
- Pop rivets provided
- Unless otherwise noted, fabrication of miters and accessories are provided with a non-penetrating quicklock joint, then factory sealed watertight
- Welded accessories require minimum material thickness of .050 aluminum.
- For non-90 miters, see separate print approval
- Product should be installed per provided installation instructions
- ANSI/SPRI GT-1 Test Pressure up to 223 psf (Horizontal) and 136 psf (Vertical)



## APPROVALS



**ANSI/SPRI/GT-1**  
Test Pressures listed in notes

## PROJECT INFO

Project Name: \_\_\_\_\_

Architect: \_\_\_\_\_

Roofing Contractor: \_\_\_\_\_

### Project Type:

By selecting this box you have verified and confirmed that dimensions, sizes, and quantities are correct. All products will be installed in strict accordance with printed instructions.

Date: \_\_\_\_\_

Customer Service  
866-458-3537  
(Metal-Era)

SHT #: \_\_\_\_\_ of \_\_\_\_\_

DATE: **09/17/24**

DRN BY : **PL**

CKD BY : **MM**

DWG # : **15012-38967**

REV: **B**

## DIMENSIONS

SELECT SIZE	A (FACE)	B (BOTTOM)	C (BACK)	FLANGE (OPTIONAL)
<input type="checkbox"/>	5 1/4"	5 1/4"	6 1/4"	<b>D (FLANGE SIZE)</b> (MAX 8"/MAX TESTED 4") <i>NOTE: IF SIZE IS NOT PROVIDED, GUTTER WILL NOT INCLUDE A ROOF FLANGE</i>
<input type="checkbox"/>	5 3/4"	5 3/4"	6 3/4"	
<input type="checkbox"/>	6 1/4"	6 1/4"	7 1/4"	
<input type="checkbox"/>	6 3/4"	6 3/4"	7 3/4"	<b>E (FLANGE ANGLE)</b> <i>NOTE: IF ANGLE IS NOT PROVIDED, FLANGE WILL BE 90°</i>
<input type="checkbox"/>	7 1/4"	7 1/4"	8 1/4"	
<input type="checkbox"/>	7 3/4"	7 3/4"	8 3/4"	

## MATERIAL

- 24 Ga. Galv. Steel      Color: \_\_\_\_\_
- 22 Ga. Galv. Steel      Finish: \_\_\_\_\_
- .040" Aluminum
- .050" Aluminum
- .063" Aluminum
- OTHER: \_\_\_\_\_
- Substrate:  Wood  
If substrate is not given, wood fasteners will be provided.  Masonry  Metal

## QUANTITIES

\_\_\_\_\_ Lineal Feet ( 12'-0" Lengths)

\_\_\_\_\_ Outside Miter (90°)

\_\_\_\_\_ Inside Miter (90°)

\_\_\_\_\_ Right Endcaps

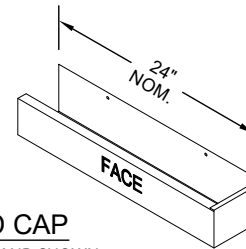
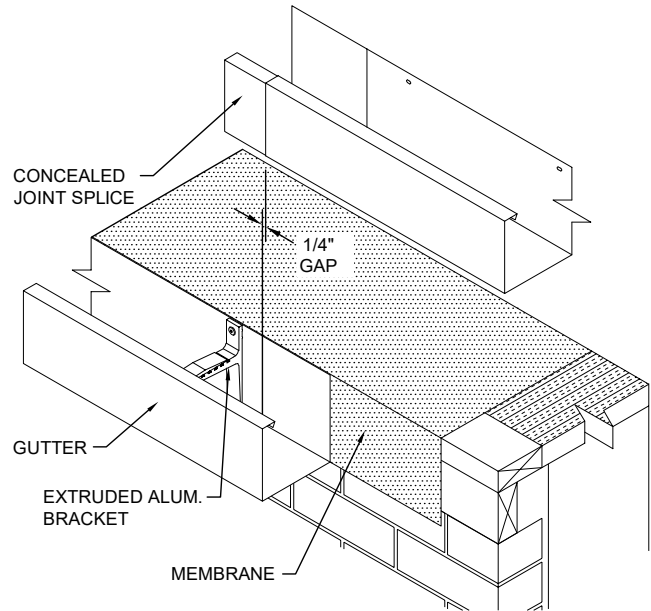
\_\_\_\_\_ Left Endcaps

\_\_\_\_\_ Expansion Joints (If Required)

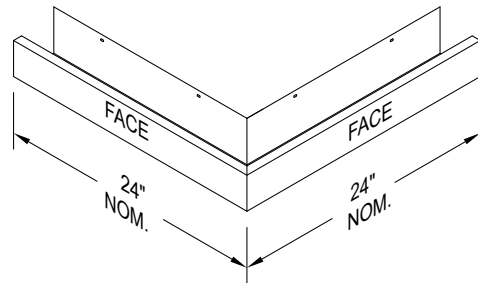
Accessory Type:  Quicklock (Default)  Welded (Surcharge)

# SECUREDGE WR GUTTER

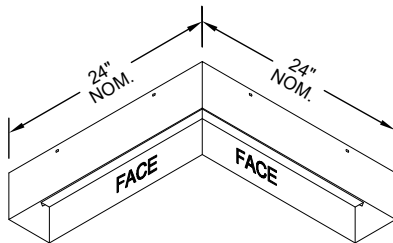
## BOX STANDARD ACCESSORIES



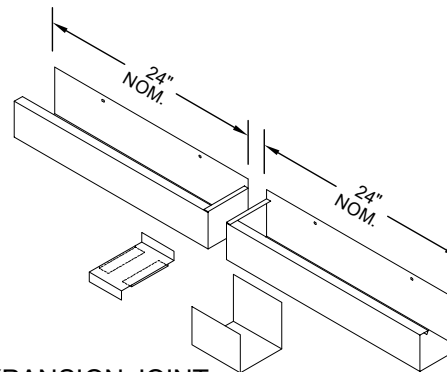
**END CAP**  
LEFT HAND SHOWN



**OUTSIDE MITER**



**INSIDE MITER**



**EXPANSION JOINT**  
(IF REQUIRED)

Standard gutter miter leg lengths are 24" Nominal  
Standard gutter miter angle is 90°  
For special miter requirements, attach sketches or consult manufacturer for assistance.

SHT #:	_____ of _____
DATE:	<b>09/17/24</b>
DRN BY :	<b>PL</b>
CKD BY :	<b>MM</b>
DWG # :	<b>15012-38967</b>
REV:	<b>B</b>

Customer Service  
866-458-3537  
(Metal-Era)