



PRESTO-TITE RADIUS DRIP EDGE

PITCHED ROOF FLANGE VERSION

ANCHOR BAR @ 6'-0" OR 12'-0" LENGTHS, COVER 6'-0" LENGTHS

IMPORTANT!!! MUST INDICATE PROPER RADIUS CONDITION BY CIRCLING APPROPRIATE OUTSIDE FACE

PROVIDING A RADIUS
THE RADIUS MAY BE PROVIDED
IN ONE OF TWO METHODS:

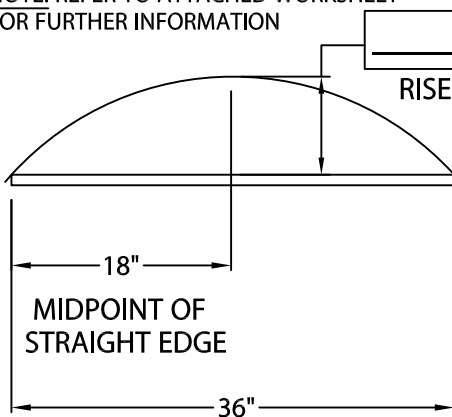
1.) THE ACTUAL KNOWN RADIUS IS

____' FEET ____" INCHES

OR

2.) FIELD CONDITION MEASUREMENTS

NOTE: REFER TO ATTACHED WORKSHEET
FOR FURTHER INFORMATION



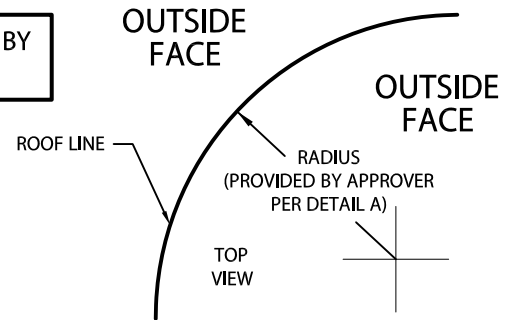
MINIMUM OF 6'-0"
(CALL IF LESS)
* RADIUS PRODUCT NOT
REQUIRED IF OVER 100'-0"

MAXIMUM OF 2 $\frac{9}{32}$ "
(CALL IF MORE)
* RADIUS PRODUCT NOT
REQUIRED IF UNDER
 $\frac{5}{32}$ "

LENGTH OF
STRAIGHT EDGE

NOTE: CHECK MEASUREMENTS ALONG ENTIRE RADIUS.

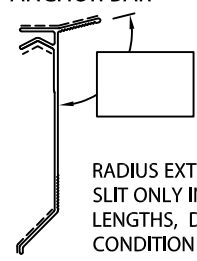
DETAIL A



----- INDICATES AREAS THAT WILL BE SLIT AS
NEEDED TO ACCOMODATE RADIUS

COVER 6'-0" LENGTHS

ANCHOR BAR



MAX. 4/12
ROOF PITCH

RADIUS EXTRUDED BAR, PROVIDED
SLIT ONLY IN EITHER 6'-0" OR 12'-0"
LENGTHS, DEPENDING ON RADIUS
CONDITION

NOTE: PROVIDED WITH 1" LAP NOTCH

PRESTO-TITE RADIUS DRIP EDGE DIMENSIONS

PRODUCT ID. NO.	H DIM
<input type="checkbox"/> AFDE-30	3"
<input type="checkbox"/> AFDE-45	4 $\frac{1}{2}$ "
<input type="checkbox"/> AFDE-60	6"
<input type="checkbox"/> AFDE-75	7 $\frac{1}{2}$ "

Fabrication will proceed only after receipt of
signed print approval.

Print Approval:

Architect and/or contractor shall verify all
dimensions, sizes and quantities. All products
to be installed in strict accordance with
Johns Manville's printed instructions.

Approved by: _____

Date: _____

MATERIAL:

____ 24 GA. GALVANIZED STEEL

____ .040" ALUMINUM

____ OTHER _____

COLOR: _____

FINISH: _____

QUANTITIES:

____ LINEAL FEET 12'-0" LENGTHS

PROJECT:

ARCHITECT:

ROOFING CONTRACTOR:

REPRESENTATIVE/DISTRIBUTOR:

51 Lexington Street; Lewiston, ME 04240
CUSTOMER SERVICE: 800-223-8317 USA
800-445-1500 Canada
TECHNICAL SERVICE: 800-445-1500 USA & Canada
FAX: 207-784-0125
OTHER AREAS CALL: 207-784-0123

JM Johns Manville

DATE: 09/16/24

DRN BY: MLM

CKD BY: MM

SHT.# ____ OF ____

DWG# 16010-43819

A