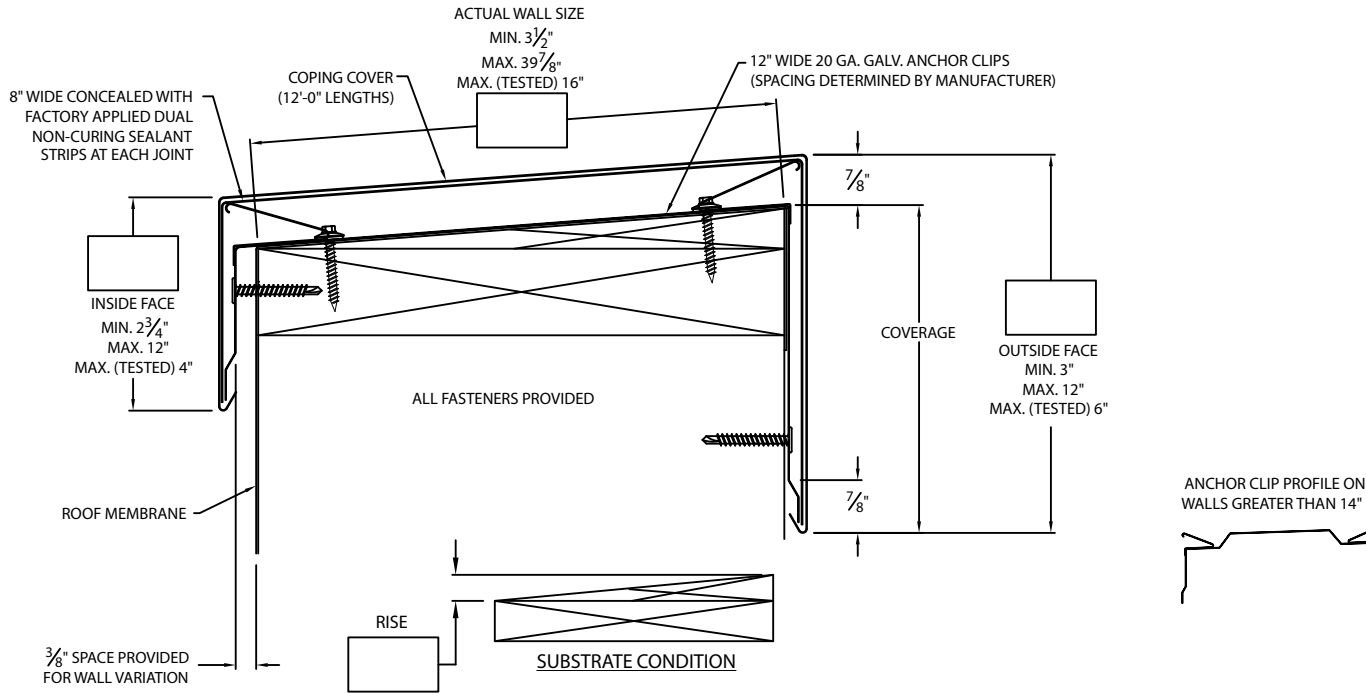




PRESTO-LOCK COPING

EXISTING SLOPE



* NOTES

- Oil canning can occur on larger face heights and wall widths; recommend 22 Ga., .050" or .063" Aluminum for face height over 8" or wall width over 12".
- 24 Ga. and .040" Aluminum covers available for wall sizes 3.5" to 24" ONLY
- Unless otherwise noted, fabrication of miters and accessories are furnished standard utilizing a non-penetrating quicklock joint, then factory sealed watertight.
- Welded accessories require a minimum material thickness of .050" Aluminum
- For non-90 miters, see separate print approval
- Product should be installed per provided installation instructions
- ANSI/SPRI/FM 4435/ES-1 test pressures up to 157 psf (Horizontal) and 272 psf (Vertical)

PROJECT INFO

Project Name: _____

Architect: _____

Roofing Contractor: _____

Project Type:

By selecting this box you have verified and confirmed that dimensions, sizes, and quantities are correct. All products will be installed in strict accordance with printed instructions.

Date: _____

Johns Manville
 EdgeMetal@jm.com
 Main JM Switchboard USA:
 303-978-2000
 Technical: 800-922-5922 Option 3
 Account Specialists: 877-766-3295
 General Product Information
 Center: 800-654-3103

SHT# 1 of 2

DATE: 12/9/22

DRN BY: JJC

CKD BY: MM

DWG #: 16011-1838

REV: H

APPROVALS*

ANSI/SPRI/FM 4435/ES-1
 Test Pressures listed in notes



MATERIAL*

- 24 Ga. Galv. Steel
 - 22 Ga. Galv. Steel
 - .040" Aluminum
 - .050" Aluminum
 - .063" Aluminum
 - OTHER: _____
- Color: _____
- Finish: _____
- Substrate:
- Wood
 - Masonry
 - Metal
- if substrate is not given, wood fasteners will be provided.

QUANTITIES

_____ Lineal Feet (12'-0" Lengths)

_____ Outside Miter (90°)

_____ Inside Miter (90°)

_____ Right Endcaps

_____ Left Endcaps

Accessory Type* : Quicklock (Default) Welded (Surcharge)

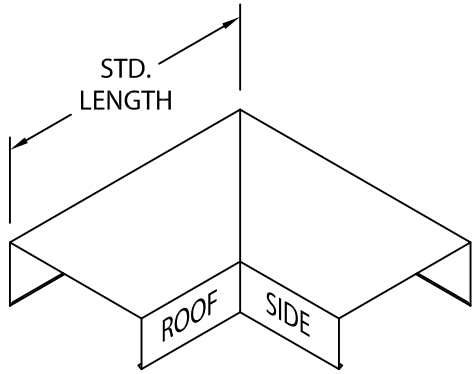
_____ Right Endwall Flashing (Coping Version)

_____ Left Endwall Flashing (Coping Version)

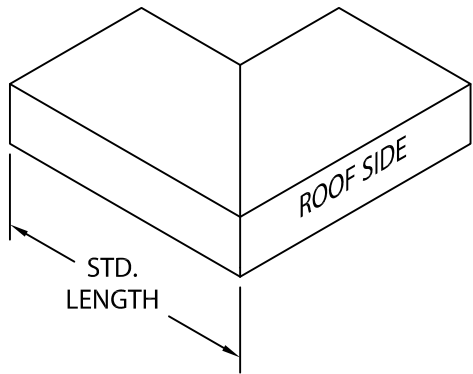
_____ Right Endwall Flashing (Splice Plate Version)

_____ Left Endwall Flashing (Splice Plate Version)

PRESTO-LOCK COPING
STANDARD ACCESSORIES

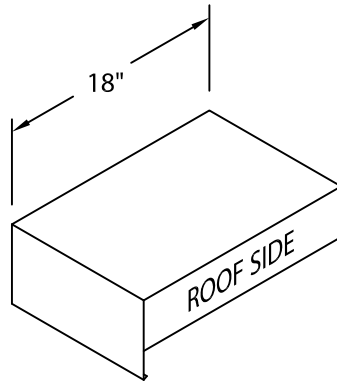


OUTSIDE MITER

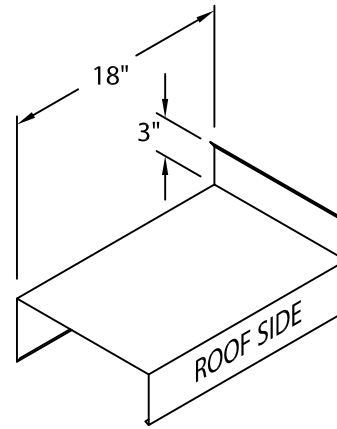


INSIDE MITER

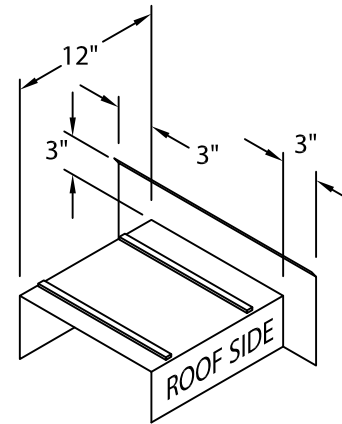
MITER STANDARD LEG LENGTH:
WALL SIZE + 10 1/8" = LENGTH



ENDCAP
(LEFT HAND SHOWN)



ENDWALL FLASHING
COPING VERSION
(RIGHT HAND SHOWN)



ENDWALL FLASHING
SPLICE PLATE VERSION
(RIGHT HAND SHOWN)
(AVAILABLE ONLY IN
.040" WELDED, PAINTED
TO MATCH COPING)

NOTES

Additional accessories are available including:

- Transition Miters
- Straight Transition Miters
- "T" Miters
- "Z" Miters
- Step-up Miters
- Peak / Valley Miters
- Pilaster Caps
- Radius Coping
- Arched Coping

For additional accessory requirements, attach sketches or call manufacturer for assistance.

SHT# 2 of 2

DATE: 12/9/22

DRN BY: JJC

CKD BY: MM

DWG #: 16011-1838

REV: H

Johns Manville

EdgeMetal@jm.com
Main JM Switchboard USA:
303-978-2000
Technical: 800-922-5922 Option 3
Account Specialists: 877-766-3295
General Product Information
Center: 800-654-3103