



# SOPRA-TITE RADIUS DRIP EDGE

PITCHED ROOF FLANGE VERSION

ANCHOR BAR @ 6'-0" OR 12'-0" LENGTHS, COVER 6'-0" LENGTHS

**IMPORTANT!!!** MUST INDICATE PROPER RADIUS CONDITION BY CIRCLING APPROPRIATE OUTSIDE FACE

PROVIDING A RADIUS  
THE RADIUS MAY BE PROVIDED  
IN ONE OF TWO METHODS:

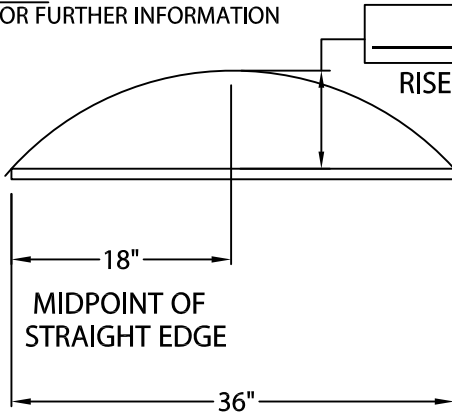
1.) THE ACTUAL KNOWN RADIUS IS

\_\_\_\_\_ ' FEET \_\_\_\_\_ " INCHES

OR

2.) FIELD CONDITION MEASUREMENTS

NOTE: REFER TO ATTACHED WORKSHEET  
FOR FURTHER INFORMATION



RISE

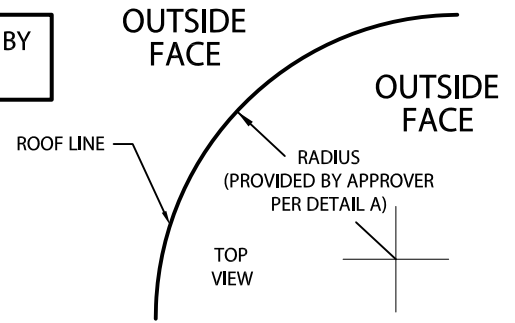
MINIMUM OF 6'-0"  
(CALL IF LESS)  
\* RADIUS PRODUCT NOT  
REQUIRED IF OVER 100'-0"

MAXIMUM OF 2  $\frac{9}{32}$ "  
(CALL IF MORE)  
\* RADIUS PRODUCT NOT  
REQUIRED IF UNDER  
 $\frac{5}{32}$ "

LENGTH OF  
STRAIGHT EDGE

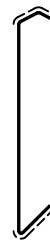
NOTE: CHECK MEASUREMENTS ALONG ENTIRE RADIUS.

DETAIL A

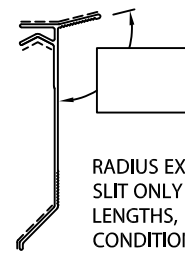


----- INDICATES AREAS THAT WILL BE SLIT AS  
NEEDED TO ACCOMMODATE RADIUS

COVER 6'-0" LENGTHS



ANCHOR BAR



MAX. 4/12  
ROOF PITCH

RADIUS EXTRUDED BAR, PROVIDED  
SLIT ONLY IN EITHER 6'-0" OR 12'-0"  
LENGTHS, DEPENDING ON RADIUS  
CONDITION

NOTE: PROVIDED WITH 1" LAP NOTCH

## SOPRA-TITE RADIUS DRIP EDGE DIMENSIONS

PRODUCT ID. NO.	H DIM
<input type="checkbox"/> AFDE-30	3"
<input type="checkbox"/> AFDE-45	4 $\frac{1}{2}$ "
<input type="checkbox"/> AFDE-60	6"
<input type="checkbox"/> AFDE-75	7 $\frac{1}{2}$ "

Fabrication will proceed only after receipt of  
signed print approval.

## Print Approval:

Architect and/or contractor shall verify all  
dimensions, sizes and quantities. All  
products to be installed in strict accordance  
with SOPREMA's printed instructions.

Approved by: \_\_\_\_\_

Date: \_\_\_\_\_

## MATERIAL:

\_\_\_\_\_ 24 GA. GALVANIZED STEEL

\_\_\_\_\_ .040" ALUMINUM

\_\_\_\_\_ OTHER \_\_\_\_\_

COLOR: \_\_\_\_\_

FINISH: \_\_\_\_\_

## QUANTITIES:

\_\_\_\_\_ LINEAL FEET 12'-0" LENGTHS

PROJECT: \_\_\_\_\_

ARCHITECT: \_\_\_\_\_

ROOFING CONTRACTOR: \_\_\_\_\_

REPRESENTATIVE/DISTRIBUTOR: \_\_\_\_\_

800-356-3521

www.soprema.us

310 Quadral Dr. Wadsworth, OH 44281

f: 330-334-6257



DATE: 09/16/24

DRN BY: MLM

CKD BY: MM

SHT.# \_\_\_\_\_ OF \_\_\_\_\_

DWG# 33010-43821

A