

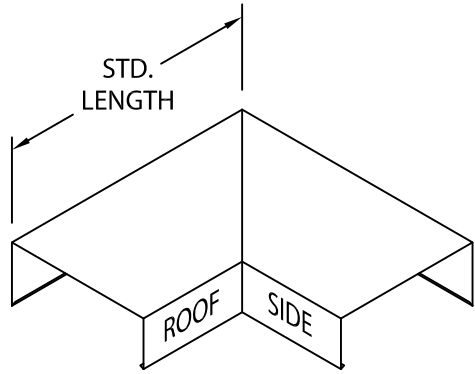




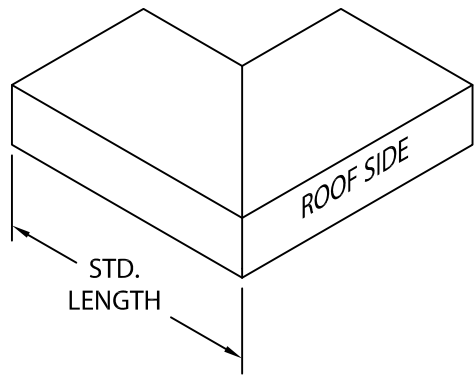
# PERMA-TITE CANTILEVER COPING

SADDLE VERSION

STANDARD ACCESSORIES

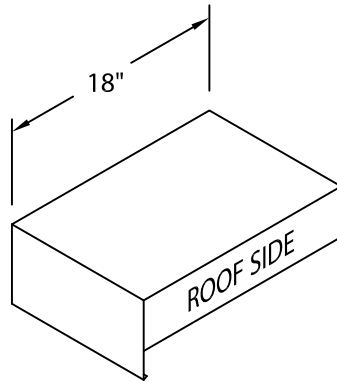


OUTSIDE MITER

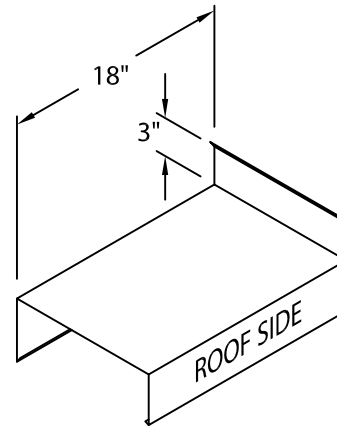


INSIDE MITER

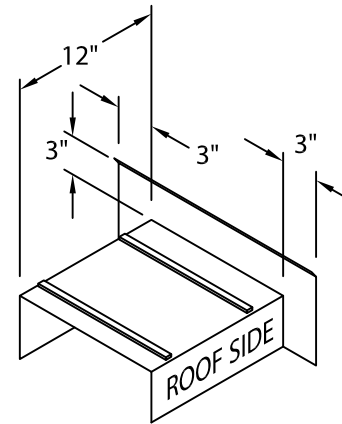
MITER STANDARD LEG LENGTH:  
WALL SIZE + 10 1/4" = LENGTH



ENDCAP  
(LEFT HAND SHOWN)



ENDWALL FLASHING  
COPING VERSION  
(RIGHT HAND SHOWN)



ENDWALL FLASHING  
SPLICE PLATE VERSION  
(RIGHT HAND SHOWN)  
(AVAILABLE ONLY IN  
.040" WELDED, PAINTED  
TO MATCH COPING)

## NOTES

Additional accessories are available including:

- Transition Miters
- Straight Transition Miters
- "T" Miters
- "Z" Miters
- Step-up Miters
- Peak / Valley Miters
- Pilaster Caps
- Radius Coping

For additional accessory requirements, attach sketches or call manufacturer for assistance.

SHT# \_\_\_\_ of \_\_\_\_

DATE: **05/06/24**

DRN BY: **JJC**

CKD BY: **MM**

DWG #: 11011-42827

REV: **A**

**Metal-Era**  
1600 Airport Rd.  
Waukesha, WI 53188  
Phone: 800-558-2162  
www.metalera.com