

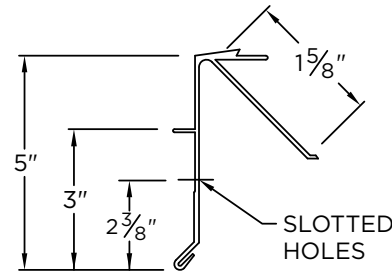
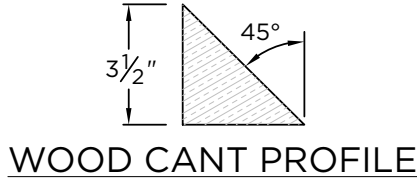
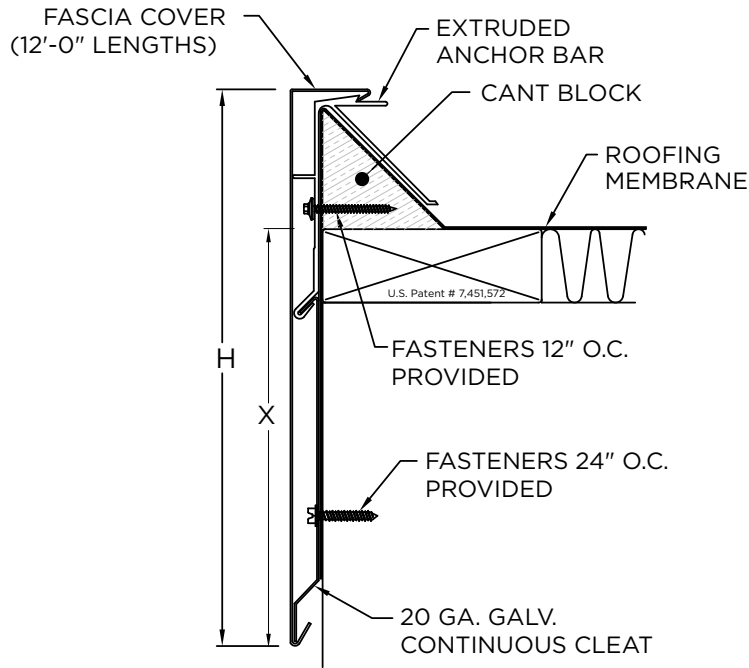


SECUREDGE EX EXTENDED CANTED FASCIA

EXISTING BEVELED WOOD NAILER

NOTES

- Fascia cover provided with splice plates
- For non-90 miters, see separate print approval
- Product should be installed per provided installation instructions



DIMENSIONS

PRODUCT ID. NO.	H DIM	X DIM	NAILER COVERAGE
<input type="checkbox"/> AEFC-900	9"	7"	4 NAILERS
<input type="checkbox"/> AEFC-1050	10 1/2"	8 1/2"	5 NAILERS
<input type="checkbox"/> AEFC-1200	12"	10"	6 NAILERS
<input type="checkbox"/> AEFC-1350	13 1/2"	11 1/2"	7 NAILERS

MATERIAL

- 22 Ga. Galv. Steel
- .050" Aluminum
- .063" Aluminum
- OTHER: _____

Color: _____

Finish: _____

Substrate: Wood
 Masonry
 Metal

If substrate is not given, wood fasteners will be provided.

QUANTITIES

- _____ Lineal Feet (12'-0" Lengths)
- _____ Outside Miter (90°)
- _____ Inside Miter (90°)
- _____ Right Endcaps
- _____ Left Endcaps
- _____ Right Endwall Flashing
- _____ Left Endwall Flashing
- _____ Overflow Scupper
 Style A Style B
- _____ Spillout Scupper
 Style A Style B
- _____ Downspout Scupper
 Style A Style B
- Downspout Size _____ x _____
 Max. Downspout Size is 5" x 6"
 Custom print needed for larger sizes.
 Style A=Tapered 1.5" Drop | Style B=Flat

PROJECT INFO

Project Name: _____

Architect: _____

Roofing Contractor: _____

Project Type:

By selecting this box you have verified and confirmed that dimensions, sizes, and quantities are correct. All products will be installed in strict accordance with printed instructions.

Date: _____

Customer Service
 866-458-3537
 (Metal-Era)

SHT #: _____ of _____

63F7: **09/13/24**

DRN BY: **JJC**

CKD BY: **MM**

DWG #: **15010-1645**

REV: **I**