

VERSATILE, ECONOMICAL PRODUCTS IN A RANGE OF DESIGNS, COLORS, AND FINISHES

Metal-Era continues our tradition of innovatively designed, rigorously tested roof edge systems with this versatile roof edge fascia system. Perma-Tite® fascia complements your building's natural aesthetics, with no exposed fasteners and features dual attachment points on both the face and roof deck, for added flexibility when accommodating roof irregularities. The clean design is replicated across a variety of roof edges to accommodate multiple roof conditions.

Perma-Tite fascia is available an easy snap-on version for single-ply and built-up roofs or a crimp-on version for installers who prefer a more traditional approach.

VERSIONS

- System 200, Snap-On (Fully Adhered or Mechanically Attached Single-Ply)
- System 200, Crimp-On (Fully Adhered or Mechanically Attached Single-Ply)
- System 300, Snap-On (Built-Up or Modified)


STANDARD SIZES

- Snap-On Versions:
5 1/4", 6 3/4", 8 1/4", 9 3/4", 11 1/4", 12 3/4"
- Crimp-On Version:
5", 6 1/2", 8", 9 1/2", 11", 12 1/2"


COVER MATERIALS

- 24 ga. Steel
- 22 ga. Steel
- .040" Aluminum
- .050" Aluminum
- .063" Aluminum

WWW.METALERA.COM | 800-558-2162



System 200, Snap-On
Fully Adhered or
Mechanically Attached
Single-Ply Version



System 300, Snap-On
BUR/MOD Version

PERMA-TITE FASCIA AT-A-GLANCE

20-Year, 120 MPH Wind Warranty

ANSI/SPRI/FM 4435/ES-1 Tested

FM Approved for Wind Uplift Protection

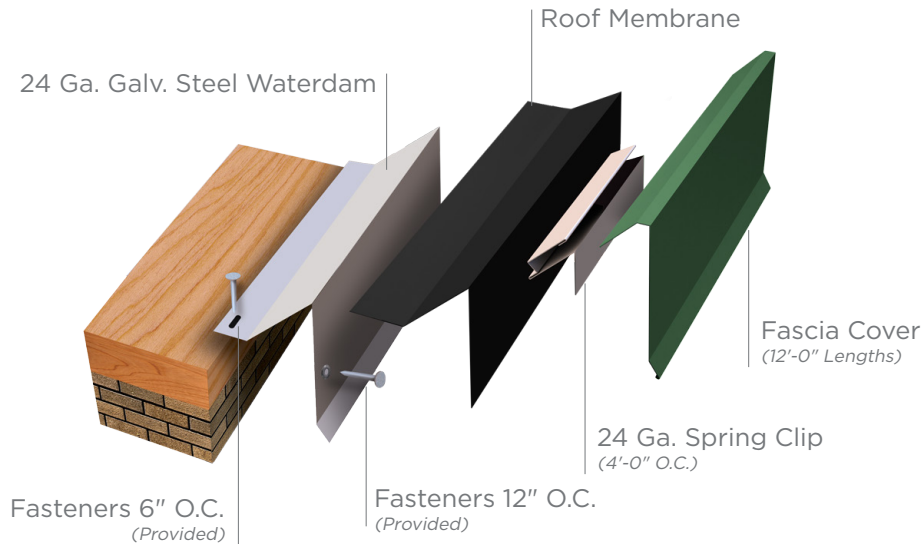
Miami-Dade County Approved

Variety of Colors, Sizes & Materials

Dual Attachment Points = Added Flexibility




System 200, Snap-On
Fully Adhered or Mechanically Attached Single-Ply Version



10 EXPRESS COLORS FOR QUICK SHIPPING

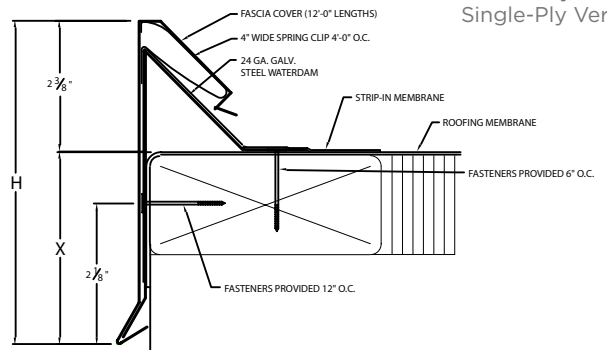
Express, standard, and premium colors and finishes are available to meet your job requirements and includes a 30-year Kynar 500® finish warranty on coil-coated standard colors. Custom colors are also available. For the most accurate color representation, contact us to request a paint chip.



All colors are also available in Mill Finish.

EASY INSTALLATION

Typical Installation
Systems 200, Snap-On
Fully Adhered or
Mechanically Attached
Single-Ply Version



- Pre-punched holes to ensure correct fastener placement and spacing
- Prefabricated miters and accessories to prevent need for field fabrication
- Provided in 12'-0" lengths for quicker installation